

**FACT SHEET****MoA Clear Passage 2055 Fund™****MORNINGSTAR RATINGS**

Time Period	Rating	# Funds in Cat.
Overall	★★★★★	181
3 Year	★★★★★	181
5 Year	★★★★★	157
10 Year		99

Based on risk adjusted return among Morningstar Target-Date 2055 category.

**FUND FACTS**

Ticker: **MUOX**

Inception Date: **10/3/2016**

AUM: **\$557.4M**

Total Number of Holdings: **11**

Benchmark: **Morningstar Lifetime**

**Alloc. Mod. 2055 Index**

Morningstar Cat.: **Target-Date 2055**

**PORTFOLIO MANAGERS**

**Jamie Zendel, FRM**  
27 Years Experience



**Joseph R. Gaffoglio, CFA, CPA**  
30 Years Experience

**CONTACT US**

Financial Professionals  
**443.652.4218**

Shareholder Services  
**800.914.8716**

Plan and Participant Services  
**moafunds.com**

The MoA Clear Passage 2055 Fund™ is designed for investors with a specific target date in mind – whether for retirement or another long-term investment goal. This Fund uses our time-tested investment management and allocation expertise to dynamically manage an investment over time approaching the target year 2055.

**THE FUND FEATURES:**

- Active management in the small-cap, mid-cap, international equity, and fixed income asset classes
- Passive management in large-cap equities to optimize market participation while maintaining lower expenses
- Dynamic portfolio allocation that adjusts the equity and fixed income holdings over time based on the specified target year
- A glidepath that extends 10 years beyond the target date
- A conservative risk-management approach

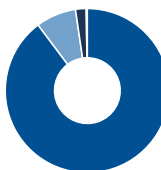
**FUND PERFORMANCE (%) as of 03/31/2025**

			ANNUALIZED				
	3 Mo	YTD	1 Yr	3 Yr	5 Yr	10 Yr	Incep
MoA Clear Passage 2055 Fund™	-1.15	-1.15	5.82	6.79	15.39		9.83
Morningstar Lifetime Alloc. Mod. 2055 Index	-0.60	-0.60	5.90	5.08	13.18		8.59
Morningstar Target-Date 2055 Cat. Avg	-0.77	-0.77	5.59	5.91	13.86		
% Rank in Morningstar Cat.			43	9	6		
Number of Funds in Cat.			191	181	157		

Date of Inception: 10/3/2016 | Gross Expense Ratio: 0.37%

**PORTFOLIO COMPOSITION (%)**

	Fund
Equities	89.77
Bonds	7.93
Cash	2.10
Other	0.21

**AVERAGE MARKET CAP**

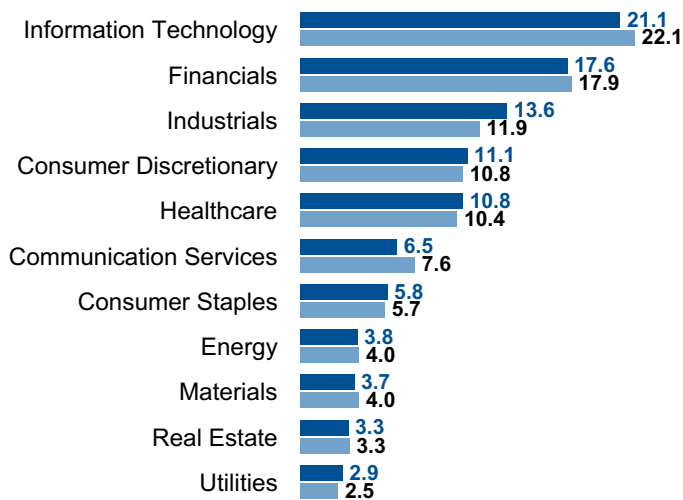
Fund	\$86.3B
Category Average	\$103.8B

The performance data quoted represents past performance and is no guarantee of future results. Investment return and principal value of an investment will fluctuate so that an investor's shares, when redeemed, may be worth more or less than their original cost. Current performance may be lower or higher than the performance data quoted. For the most recent month-end performance, please call 800.914.8716 or visit the Fund's website at moafunds.com.

## TOP 10 HOLDINGS (%)

Holding	Fund
MoA Equity Index Fund	46.91
MoA International Fund	24.17
MoA Mid Cap Equity Index Fund	11.32
MoA Core Bond Fund	7.22
MoA Small Cap Equity Index Fund	2.77
MoA Mid Cap Value Fund	2.01
MoA Small Cap Value Fund	1.93
MoA Small Cap Growth Fund	1.82
MoA US Government Money Market Fund	1.00
MoA Intermediate Bond Fund	0.86
<b>Total</b>	<b>100.01</b>

## EQUITY SECTOR BREAKDOWN (%)



■ MoA Clear Passage 2055 Fund™

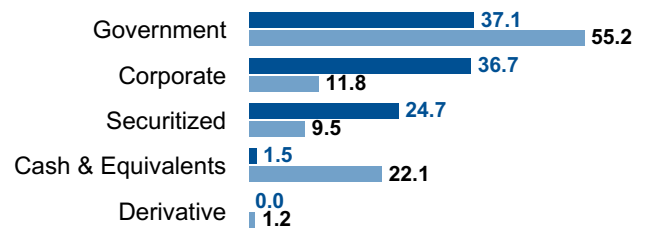
■ Morningstar Target-Date 2055 Category Avg

## CREDIT QUALITY (%)

	Fund	Category
AAA	0.00	25.54
AA	54.34	18.92
A	9.79	25.82
BBB	34.46	27.14
BB	0.64	1.42
B	0.00	0.23
Below B	0.00	0.09

Ratings are based on Morningstar DBRS ratings. For securities rated differently, Morningstar provides an average rating. Credit Quality ratings reflect the credit quality of the underlying securities in the Fund's portfolio and not that of the fund itself. Quality ratings are subject to change. Ratings range from AAA as the highest to Below B as the lowest credit quality rating.

## FIXED INCOME SECTOR BREAKDOWN (%)



■ MoA Clear Passage 2055 Fund™

■ Morningstar Target-Date 2055 Category Avg

## RISK METRICS (3 YR)

	Fund	Category
Sharpe Ratio	0.21	0.16
Standard Deviation	15.93	15.97

## OVERALL RISK VS CATEGORY



## ABOUT MoA FUNDS

Mutual of America created its first mutual funds in 1985. Now, Mutual of America Capital Management manages an array of 28 mutual fund strategies that span domestic and international equities, fixed income, target date and allocation funds. With a team of over 20 investment professionals, we manage portfolios with a common goal — to provide investors with attractive returns over time while being mindful of risk.

***You should consider the investment objectives, risks, and charges and expenses of the funds carefully before investing. This and other information is contained in the funds' prospectuses and summary prospectuses, which can be obtained by calling 800.914.8716 or visiting moafunds.com. Read them carefully before investing.***

Mutual fund investing involves risk. Principal loss is possible. The target date set forth in each Clear Passage Fund's name is the approximate date that the fund expects investors to retire and begin withdrawing their account balance. There is no guarantee that a Retirement Fund will correctly predict market or economic conditions, and the value of a Retirement Fund is not guaranteed at any time, including the target date.

© 2024 Morningstar, Inc. All rights reserved. The information contained herein: (1) is proprietary to Morningstar and/or its content providers; (2) may not be copied or distributed; and (3) is not warranted to be accurate, complete, or timely. Neither Morningstar nor its content providers are responsible for any damages or losses arising from any use of this information.

The Morningstar Rating™ for funds, or "star rating", is calculated for managed products (including mutual funds, variable annuity and variable life subaccounts, exchange-traded funds, closed-end funds, and separate accounts) with at least a three-year history. Exchange-traded funds and open-ended mutual funds are considered a single population for comparative purposes. It is calculated based on a Morningstar Risk-Adjusted Return measure that accounts for variation in a managed product's monthly excess performance, placing more emphasis on downward variations and rewarding consistent performance. The Morningstar Rating does not include any adjustment for sales loads. The top 10% of products in each product category receive 5 stars, the next 22.5% receive 4 stars, the next 35% receive 3 stars, the next 22.5% receive 2 stars, and the bottom 10% receive 1 star. The Overall Morningstar Rating for a managed product is derived from a weighted average of the performance figures associated with its three-, five-, and 10-year (if applicable) Morningstar Rating metrics. The weights are: 100% three-year rating for 36-59 months of total returns, 60% five-year rating/40% three-year rating for 60-119 months of total returns, and 50% 10-year rating/30% five-year rating/20% three-year rating for 120 or more months of total returns. While the 10-year overall star rating formula seems to give the most weight to the 10-year period, the most recent three-year period actually has the greatest impact because it is included in all three rating periods. Past performance is no guarantee of future results.

Morningstar percentile rankings are based on a fund's average annual total return relative to all funds in the same Morningstar category. Fund performance used within the rankings, reflects certain fee waivers, without which, returns and Morningstar rankings would have been lower. The highest (or most favorable) percentile rank is 1 and the lowest (or least favorable) percentile rank is 100.

Morningstar Risk scores for a given time period (three, five, or 10 years) reflect the Fund's Morningstar risk score plotted on a bell curve: Monthly calculations are based on whether the Fund scores in the top 10% of its category, its risk score is considered High; if it falls in the next 22.5% Above Average; a place in the middle 35% is Average; those lower still, in the next 22.5%, are Below Average and the bottom Low. Overall Morningstar risk score is a weighted average of the available three, five, and 10 year Morningstar risk scores. Investments with less than three years of performance history are not rated.

Fund holdings and/or sector allocations are subject to change and are not recommendations to buy or sell any security.

Morningstar Lifetime Allocation Moderate 2055 Index: The index measures the performance of a portfolio of global equities, bonds and traditional inflation hedges such as commodities and TIPS. This portfolio is held in proportions appropriate for a U.S. investor who has a target maturity date of 2055. The Moderate risk profile is for investors who are comfortable with average exposure to equity market volatility. It is not possible to invest in an index. Sharpe Ratio is a measure that uses standard deviation and excess return to determine reward per unit of risk. The greater a fund's Sharpe ratio, the better its risk-adjusted performance has been. Standard deviation of returns measures the average a return series deviates from its mean. It is often used as a measure of risk. When a fund has a high standard deviation, the predicted range of performance implies greater volatility. Market capitalization (Market cap) is the total market value of all outstanding shares.

MoA Funds distributed by Foreside Fund Services, LLC.