

FACT SHEET**MoA Conservative Allocation Fund****MORNINGSTAR RATINGS**

Time Period	Rating	# Funds in Cat.
Overall	★★★★	441
3 Year	★★★★	441
5 Year	★★★★	409
10 Year	★★★★	297

Based on risk adjusted return among Morningstar Mod. Conserv. Alloc. category.

FUND FACTS

Ticker: **MACAX**

Inception Date: **5/20/2003**

AUM: **\$158.1M**

Total Number of Holdings: **6**

Benchmark: **Morningstar US Mod.**

Conserv. Target Alloc. Index

Morningstar Cat.: **Mod. Conserv. Alloc.**

PORTFOLIO MANAGERS

Jamie Zendel, FRM

26 Years Experience



Joseph R. Gaffoglio, CFA, CPA

29 Years Experience

ABOUT MoA FUNDS

Mutual of America created its first mutual funds in 1985. Now, Mutual of America Capital Management manages an array of 28 mutual fund strategies that span domestic and international equities, fixed income, target date and allocation funds. With a team of 25 investment professionals, we manage portfolios with a common goal — to provide investors with attractive returns over time while being mindful of risk.

CONTACT US

Financial Professionals

443.652.4218

Shareholder Services

800.914.8716

moafunds.com

The MoA Conservative Allocation Fund uses our asset allocation expertise to build a portfolio that seeks to provide income and, to a lesser extent, capital appreciation.

THE FUND FEATURES:

- A blend of active and passive management to achieve the Fund's return and risk objectives
- Approximately 65% weighting in fixed income, including the MoA Core Bond Fund and the MoA Intermediate Bond Fund
- Approximately 35% weighting in equities, including the MoA Equity Index Fund, MoA Mid Cap Equity Index Fund, and the MoA International Fund

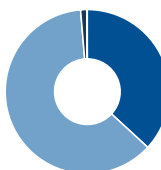
FUND PERFORMANCE (%) as of 03/31/2024

	3 Mo	YTD	ANNUALIZED				Incep
			1 Yr	3 Yr	5 Yr	10 Yr	
MoA Conservative Allocation Fund	3.14	3.14	10.26	2.37	4.94	4.92	5.29
Morningstar US Mod. Conserv. Target Alloc. Index	3.36	3.36	11.78	2.36	5.44	5.26	5.89
Morningstar Mod. Conserv. Alloc. Cat. Avg	3.24	3.24	10.10	1.76	4.65	4.30	
% Rank in Morningstar Cat.			42	21	41	20	
Number of Funds in Cat.			460	441	409	297	

Date of Inception: 5/20/2003 | Gross Expense Ratio: 0.41%

PORTFOLIO COMPOSITION (%)

	Fund
Equities	36.85
Bonds	61.84
Cash	1.27
Other	0.04

**AVERAGE MARKET CAP**

Fund	\$137.5B
Category Average	\$149.1B

EFFECTIVE DURATION

Fund	4.63 YRS
Category Average*	5.16 YRS

The performance data quoted represents past performance and is no guarantee of future results. Investment return and principal value of an investment will fluctuate so that an investor's shares, when redeemed, may be worth more or less than their original cost. Current performance may be lower or higher than the performance data quoted. For the most recent month-end performance, please call 800.914.8716 or visit the Fund's website at moafunds.com.

HOLDINGS (%)

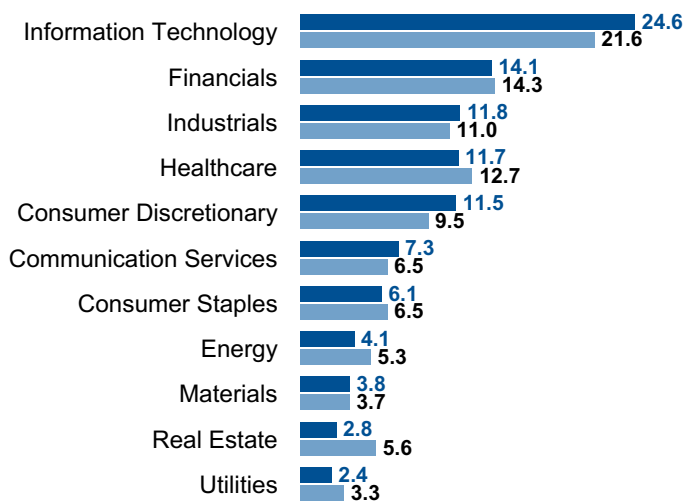
Holding	Fund
MoA Intermediate Bond Fund	33.64
MoA Core Bond Fund	28.94
MoA Equity Index Fund	26.83
MoA Mid Cap Equity Index Fund	5.34
MoA International Fund	5.26
Total	100.01

CREDIT QUALITY (%)

	Fund	Category
AAA	0.00	45.46
AA	70.07	11.69
A	12.21	11.51
BBB	16.70	11.61
BB	0.15	8.21
B	0.23	5.59
Below B	0.00	1.71

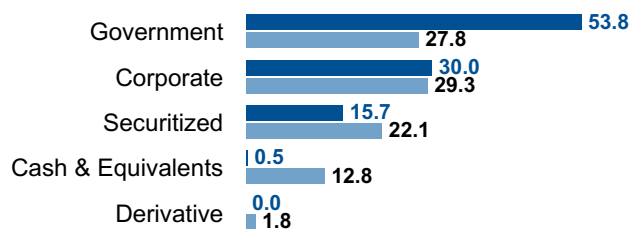
Ratings are based on Morningstar DBRS ratings. For securities rated differently, Morningstar provides an average rating. Credit Quality ratings reflect the credit quality of the underlying securities in the Fund’s portfolio and not that of the fund itself. Quality ratings are subject to change. Ratings range from AAA as the highest to Below B as the lowest credit quality rating.

EQUITY SECTOR BREAKDOWN (%)



■ MoA Conservative Allocation Fund
 ■ Morningstar Moderately Conservative Allocation Category Avg

FIXED INCOME SECTOR BREAKDOWN (%)



■ MoA Conservative Allocation Fund
 ■ Morningstar Moderately Conservative Allocation Category Avg

RISK METRICS (3 YR)

	Fund	Category
Sharpe Ratio	-0.02	-0.08
Standard Deviation	8.94	9.93

OVERALL RISK VS CATEGORY



You should consider the investment objectives, risks, and charges and expenses of the funds carefully before investing. This and other information is contained in the funds’ prospectuses and summary prospectuses, which can be obtained by calling 800.914.8716 or visiting moafunds.com. Read them carefully before investing.

Mutual fund investing involves risk. Principal loss is possible. Investing in small- and mid-cap stocks involves risks including greater volatility and less liquidity than large-cap stocks. The portfolio manager’s judgments about the attractiveness, value or potential appreciation of the Fund’s investments may prove to be incorrect. The Fund could underperform in comparison to other funds with a similar benchmark or similar objectives and investment strategies if the Fund’s overall investment selections or strategies fail to produce the intended results.

© 2024 Morningstar, Inc. All rights reserved. The information contained herein: (1) is proprietary to Morningstar and/or its content providers; (2) may not be copied or distributed; and (3) is not warranted to be accurate, complete, or timely. Neither Morningstar nor its content providers are responsible for any damages or losses arising from any use of this information.

The Morningstar Rating™ for funds, or “star rating”, is calculated for managed products (including mutual funds, variable annuity and variable life subaccounts, exchange-traded funds, closed-end funds, and separate accounts) with at least a three-year history. Exchange-traded funds and open-ended mutual funds are considered a single population for comparative purposes. It is calculated based on a Morningstar Risk-Adjusted Return measure that accounts for variation in a managed product’s monthly excess performance, placing more emphasis on downward variations and rewarding consistent performance. The Morningstar Rating does not include any adjustment for sales loads. The top 10% of products in each product category receive 5 stars, the next 22.5% receive 4 stars, the next 35% receive 3 stars, the next 22.5% receive 2 stars, and the bottom 10% receive 1 star. The Overall Morningstar Rating for a managed product is derived from a weighted average of the performance figures associated with its three-, five-, and 10-year (if applicable) Morningstar Rating metrics. The weights are: 100% three-year rating for 36-59 months of total returns, 60% five-year rating/40% three-year rating for 60-119 months of total returns, and 50% 10-year rating/30% five-year rating/20% three-year rating for 120 or more months of total returns. While the 10-year overall star rating formula seems to give the most weight to the 10-year period, the most recent three-year period actually has the greatest impact because it is included in all three rating periods. Past performance is no guarantee of future results.

Morningstar percentile rankings are based on a fund’s average annual total return relative to all funds in the same Morningstar category. Fund performance used within the rankings, reflects certain fee waivers, without which, returns and Morningstar rankings would have been lower. The highest (or most favorable) percentile rank is 1 and the lowest (or least favorable) percentile rank is 100.

Morningstar Risk scores for a given time period (three, five, or 10 years) reflect the Fund’s Morningstar risk score plotted on a bell curve: Monthly calculations are based on whether the Fund scores in the top 10% of its category, its risk score is considered High; if it falls in the next 22.5% Above Average; a place in the middle 35% is Average; those lower still, in the next 22.5%, are Below Average and the bottom Low. Overall Morningstar risk score is a weighted average of the available three, five, and 10 year Morningstar risk scores. Investments with less than three years of performance history are not rated.

Fund holdings and/or sector allocations are subject to change and are not recommendations to buy or sell any security.

Morningstar US Moderately Conservative Target Allocation Index: The Morningstar Target Allocation Index family consists of indexes that offer a diversified mix of stocks and bonds created for local investors to benchmark their allocation funds. Morningstar’s Category classification system defines the level of equity and bond exposure for each index. The Morningstar US Moderate Target Allocation Index seeks 60% exposure to global equity markets. It is not possible to invest in an index. Sharpe Ratio is a measure that uses standard deviation and excess return to determine reward per unit of risk. The greater a fund’s Sharpe ratio, the better its risk-adjusted performance has been. Standard deviation of returns measures the average a return series deviates from its mean. It is often used as a measure of risk. When a fund has a high standard deviation, the predicted range of performance implies greater volatility. Market capitalization (Market cap) is the total market value of all outstanding shares.

MoA Funds distributed by Foreside Fund Services, LLC.